

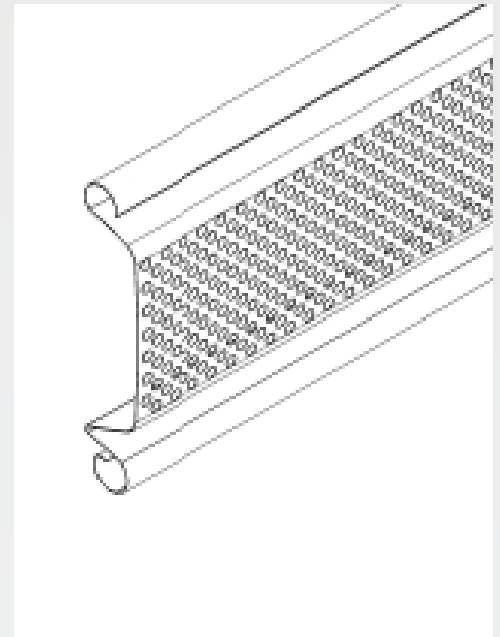
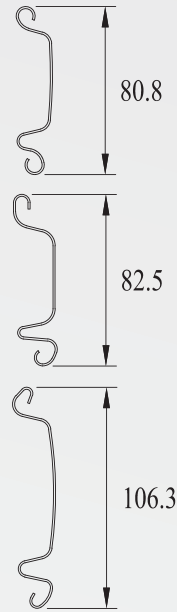
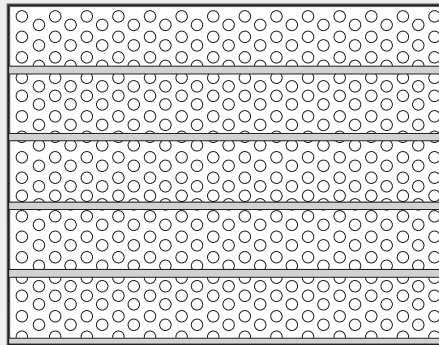


KH SHUTTERS

Perforated

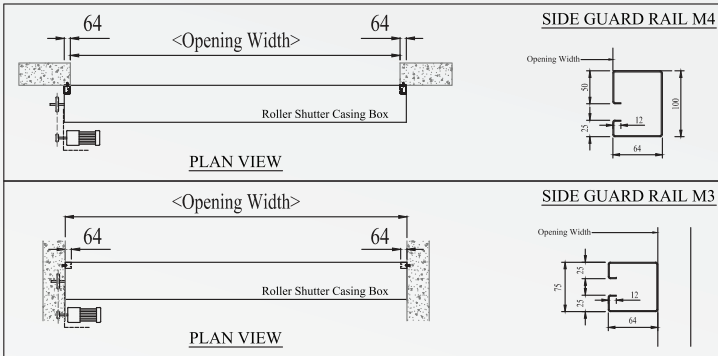
# Perforated

Standard Specification



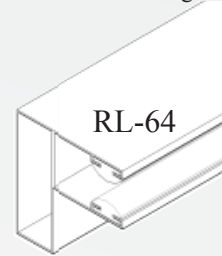
## TYPICAL MOTORISED SHUTTER FIXING TYPE

### MOTORISED SURFACE MOUNTED GUIDE RAILS

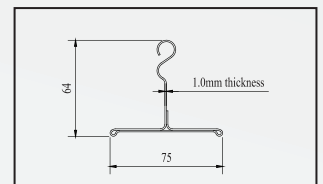
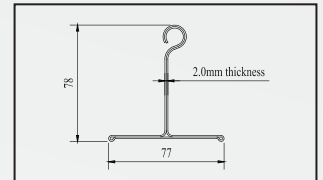


### TYPICAL BOTTOM BAR MODEL SELECTIONS

Optional :  
64 mm AlluGuide  
with Rubber Lining



RL-64



## Features

- Steel construction
- Level of security and aesthetic appeal variable through choice of model configuration
- Custom made and adaptable in design for site constraints
- Allow sufficient light and air pass through
- Approximately visibility of 50%

## Security

- Duel Point central shoot bolt locking device standard for manual systems
- locking for electrical systems available on request

## Operation

- Electric operation can be powered by single phase motor
- Various control and operator units to automate and secure closing
- Manual override system available


## Model Variation and Strengths

- Versatile in construction to span and secure larger openings
- Models available in KH124, 135, 152 steel lath
- Punched available for vision and ventilation

## Presentation

- Galvanised as standard
- Powder coat finish

Optional :  
50mm / 75mm anti-sound  
end cap for Bottom Bar



RC-50

# Perforated

Standard Specification

